



UF3A~UF3M

SURFACE MOUNT ULTRAFAST RECTIFIER

VOLTAGE 50 to 1000 Volt **CURRENT** 3 Ampere

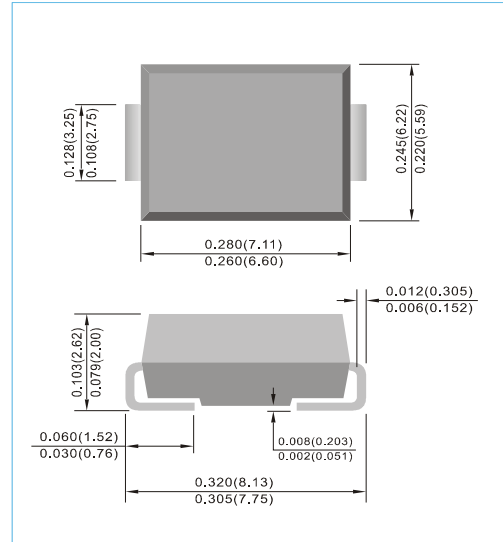
SMC / DO-214AB Unit : inch(mm)

FEATURES

- For surface mounted applications in order to optimize board space
- Easy pick and place
- Ultrafast recovery times for high efficiency
- Plastic package has Underwriters Laboratory Flammability Classification 94V-O
- Glass passivated junction
- Lead free in compliance with EU RoHS 2.0
- Green molding compound as per IEC 61249 standard

MECHANICAL DATA

- Case: JEDEC DO-214AB molded plastic
- Terminals: Solder plated, solderable per MIL-STD-750, Method 2026
- Polarity: Color band denotes cathode end
- Standard packaging: 16mm tape (EIA-481)
- Weight: 0.0082 ounces, 0.2325 grams



MAXIMUM RATINGS AND ELECTRICAL CHARACTERISTICS

Ratings at 25°C ambient temperature unless otherwise specified. Single phase, half wave, 60 Hz, resistive or inductive load.
For capacitive load, derate current by 20%.

PARAMETER	SYMBOL	UF3A	UF3B	UF3D	UF3G	UF3J	UF3K	UF3M	UNITS
Maximum Recurrent Peak Reverse Voltage	V_{RRM}	50	100	200	400	600	800	1000	V
Maximum RMS Voltage	V_{RMS}	35	70	140	280	420	560	700	V
Maximum DC Blocking Voltage	V_{DC}	50	100	200	400	600	800	1000	V
Maximum Average Forward Current	$I_{F(AV)}$	3							A
Peak Forward Surge Current : 8.3ms single half sine-wave superimposed on rated load	I_{FSM}	100							A
Maximum Forward Voltage at 3A	V_F	1		1.3		1.7		V	
Maximum DC Reverse Current at Rated DC Blocking Voltage $T_J=25^{\circ}C$ $T_J=125^{\circ}C$	I_R	1 300							μA
Typical Junction Capacitance (Note 2)	C_J	75				63			pF
Typical Thermal Resistance (Note 3)	$R_{\theta JL}$	15							$^{\circ}C / W$
Maximum Reverse Recovery Time (Note 1)	t_{rr}	50				100			ns
Operating Junction and Storage Temperature Range	T_J, T_{STG}	-55 to +150							$^{\circ}C$

NOTES:1. Reverse Recovery Test Conditions: $I_F=0.5A$, $I_R=1A$, $I_{rr}=0.25A$
 2. Measured at 1 MHz and applied $V_r = 4$ volts.
 3. 8 mm² (0.013mm thick) land areas.



UF3A~UF3M

RATING AND CHARACTERISTIC CURVES

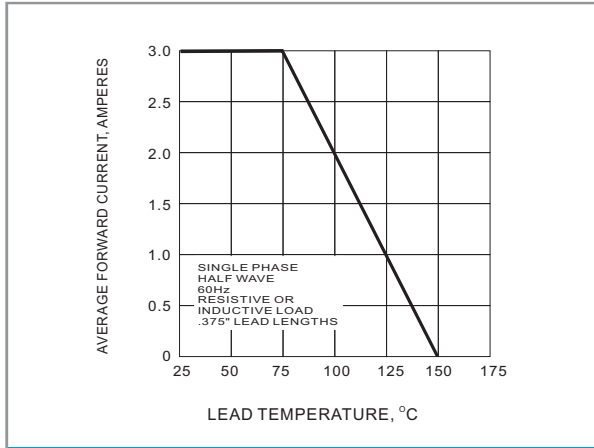


Fig.1 FORWARD CURRENT DERATING CURVE

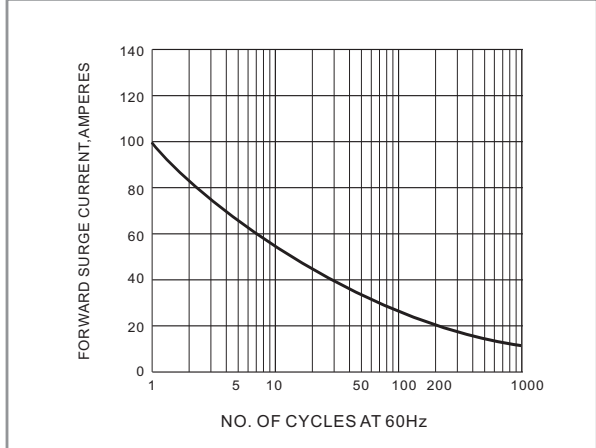


Fig.6 PEAK FORWARD SURGE CURRENT

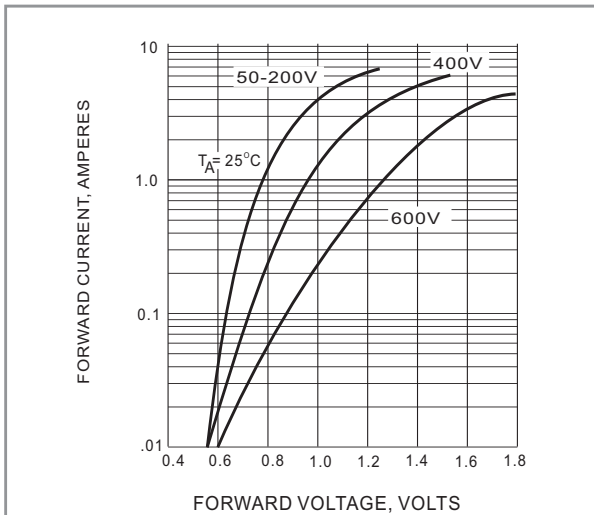


Fig.3 FORWARD CHARACTERISTICS

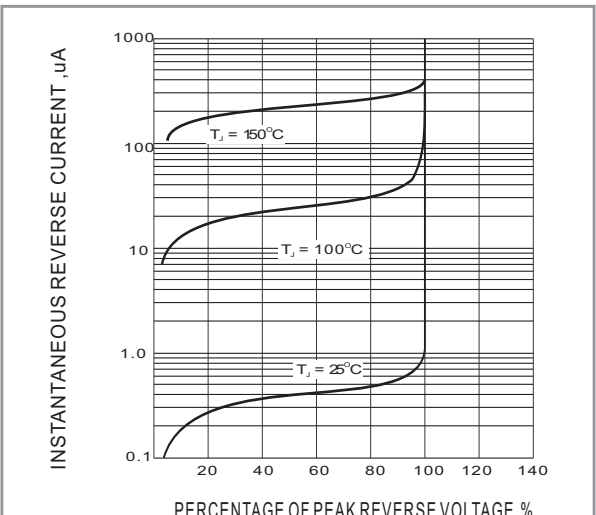


Fig.4 TYPICAL REVERSE CHARACTERISTICS

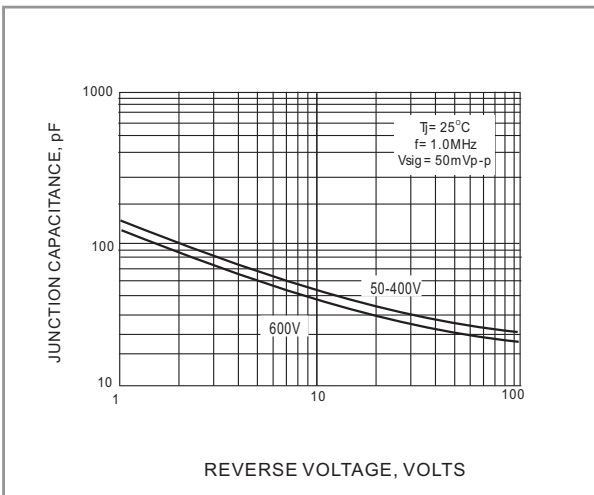


Fig.5 TYPICAL JUNCTION CAPACITANCE

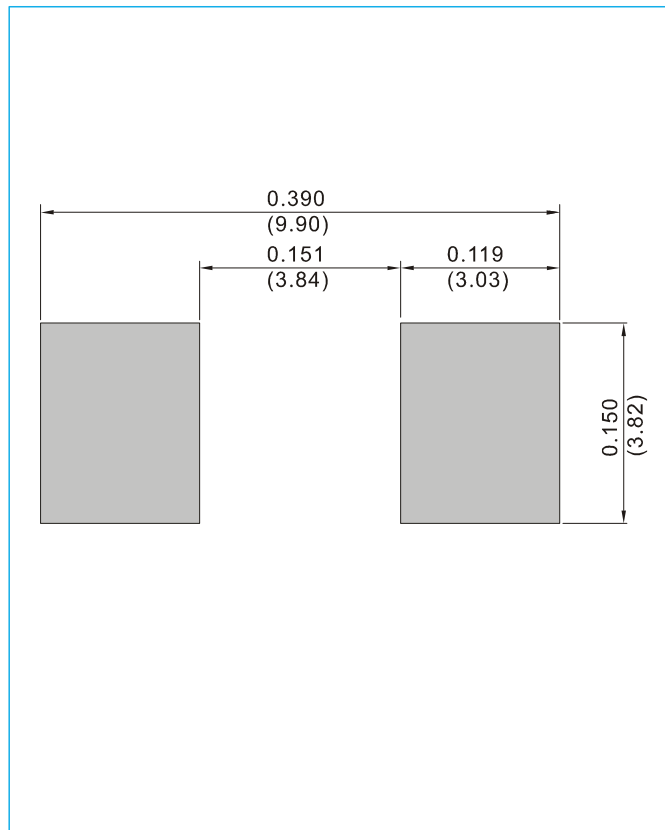


UF3A~UF3M

MOUNTING PAD LAYOUT

SMC / DO-214AB

Unit : inch(mm)



ORDER INFORMATION

- Packing information
T/R - 3K per 13" plastic Reel
T/R - 0.8K per 7" plastic Reel



UF3A~UF3M

Part No_packing code_Version

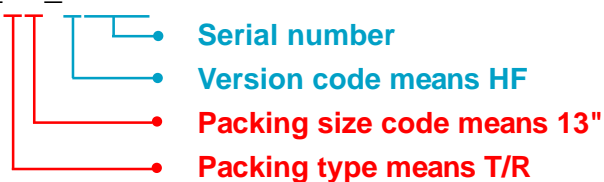
UF3A_R1_00001

UF3A_R2_00001

For example :

RB500V-40_R2_00001

Part No.



Packing Code XX				Version Code XXXXX		
Packing type	1 st Code	Packing size code	2 nd Code	HF or RoHS	1 st Code	2 nd ~5 th Code
Tape and Ammunition Box (T/B)	A	N/A	0	HF	0	serial number
Tape and Reel (T/R)	R	7"	1	RoHS	1	serial number
Bulk Packing (B/P)	B	13"	2			
Tube Packing (T/P)	T	26mm	X			
Tape and Reel (Right Oriented) (TRR)	S	52mm	Y			
Tape and Reel (Left Oriented) (TRL)	L	PANASERT T/B CATHODE UP (PBCU)	U			
FORMING	F	PANASERT T/B CATHODE DOWN (PBCD)	D			



UF3A~UF3M

Disclaimer

- Reproducing and modifying information of the document is prohibited without permission from Panjit International Inc..
- Panjit International Inc. reserves the rights to make changes of the content herein the document anytime without notification. Please refer to our website for the latest document.
- Panjit International Inc. disclaims any and all liability arising out of the application or use of any product including damages incidentally and consequentially occurred.
- Panjit International Inc. does not assume any and all implied warranties, including warranties of fitness for particular purpose, non-infringement and merchantability.
- Applications shown on the herein document are examples of standard use and operation. Customers are responsible in comprehending the suitable use in particular applications. Panjit International Inc. makes no representation or warranty that such applications will be suitable for the specified use without further testing or modification.
- The products shown herein are not designed and authorized for equipments requiring high level of reliability or relating to human life and for any applications concerning life-saving or life-sustaining, such as medical instruments, transportation equipment, aerospace machinery et cetera. Customers using or selling these products for use in such applications do so at their own risk and agree to fully indemnify Panjit International Inc. for any damages resulting from such improper use or sale.
- Since Panjit uses lot number as the tracking base, please provide the lot number for tracking when complaining.

Mouser Electronics

Authorized Distributor

Click to View Pricing, Inventory, Delivery & Lifecycle Information:

[Panjit:](#)

[UF3K_R1_00001](#) [UF3K_R2_00001](#)